

MOOMEX
ceramiche

DESERT







MOOMEX
ceramiche

DESERT

MADT01

R9/R10

MOOMEX
ceramiche

DESERT

MADT02

R9/R10

MOOMEX
cerámico

DESERT

MADT03

R9/R10



DESERT

MADT04

R9/R10



MOOMEX[®]
ceramiche

DESERT

MADT05

R9/R10



MADT02

SAND



MADT05

GREY



sit sit sit
ON

GREIGE

MADT03



MADT04

OLIVE




BLACK


MADT06



6 COLORS



WHITE



SAND




GREIGE




OLIVE



GREY



BLACK



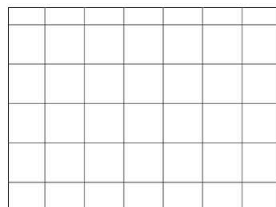

Quality Standard Reference

TEST DESCRIPTION	STANDARD TEST METHOD	STANDARD REQUIREMENTS	M&A CERAMICA SPECIFICATION
Surface Quality	BS EN ISO 10545-2	A minimum of 95% of the tiles are to be free from visible defects	Minimum of 95% of the tiles are free from visible defects
Length&Width	BS EN ISO 10545-2	±0.6%	±0.15%
Thickness	BS EN ISO 10545-2	±5%	±5%
Straightness of Sides	BS EN ISO 10545-2	±0.5%	±0.2%
Surface Flatness: Center Curvature	BS EN ISO 10545-2	±0.5%	±0.25%
Surface Flatness: Edge Curvature	BS EN ISO 10545-2	±0.5%	±0.25%
Surface Flatness: Warpage	BS EN ISO 10545-2	±0.5%	±0.25%
Water absorption	BS EN ISO 10545-3	≤0.5%	0.43%
Breaking Strength	BS EN ISO 10545-4	≥1300N	1734N
Modulus of Rupture	BS EN ISO 10545-4	≥35N/mm ²	37.6/mm ²
Coefficient of Linear Thermal Expansion	BS EN ISO 10545-8	Test method available	≤7X10-6/°C
Resistance to Thermal Shock	BS EN ISO 10545-9	Test method available	No visible defect
Crazing Resistance	BS EN ISO 10545-11	Required	No crazing
Frost Resistance	BS EN ISO 10545-12	Required	No visible damage
Resistance to Household chemicals&swimming Pool salts	BS EN ISO 10545-13	Minimum GB	Class GA No visible effect
Resistance to Low Concentrations Acids&Alkalis	BS EN ISO 10545-13	Manufacturer to state classification	Class GLA No visible effect
Resistance to Staining	BS EN ISO 10545-14	Minimum Class 3	Class 5 Stains removed
Resistance to surface abrasion of glazed tiles	BS EN ISO 10545-7	Report abrasion class and cycles passed	Class 3 Failure visible at 1200 revolutions
Slip Resistance(Ramp Test)	DIN 51130	—	R9 / R10


TECHNICAL CHARACTERISTICS




DESERT




Stackbone Pattern




Hopscotch Pattern



Catena Pattern



50% Overlap



33% Overlap



Coloured body glazed porcelain tiles and rectified edges. Natural surfaces. Rectified edges.

All sizes are nominal. The conversions into inches are approximate and rounded off.

The boxes contain the item with different shade variations, veins and structures with direction. When you lay down the tiles, in order to obtain the best blend of the colours, we advise you to take the tiles alternatively from different boxes and lay down orthogonally one to the other.

For the rectangular sizes we suggest an installation pattern at a maximum of 1/4 of the entire length.

Rectified edges: when you lay down single and multi sizes it is suggested to use grouts of at least 2 mm.

We reserve the right to modify and/or remove the sizes, the calibers, the thickness and the graphics anytime, with no obligation of a further notice in writing.

The shades of the samples are purely representative of the item itself so the shades variation and the surfaces variations cannot constitute the reason for a claim.





ELEGANTE
decoro



sales@elegantedecoro.com



www.facebook.com/elegantedecoro



www.elegantedecoro.com